

### U/FTP LSZH 6 Port

#### Cassette to Bare End

#### Application/Product Description

The HellermannTyton Shielded Cassette to Bare End is pre-terminated with 6 Shielded keystone jacks earthed to a plate within the cassette. The Shielded Cassette presents 6 RJ45 ports in one cassette, the other end is left unterminated.

The Category 6A RapidNet looms are designed and tested to support Primary (Campus), Secondary (Riser) and Tertiary (Horizontal) applications for 10Base-T (Ethernet), 100Base-T(Fast Ethernet), 1000Base-T(Gigabit Ethernet), 10GBase-T(10-Gigabit Ethernet), PoE and PoE+.

When used with HellermannTyton Category 6A RapidNet patch panels, outlets and patch leads the combined performance exceeds Category 6A/Class EA link and channel requirements.

RapidNet Category 6A looms are available in lengths from 5m to 90m.



RapidNet Category 6A Cassette to Bare End

#### Cable Specification

Electrical Characteristics @ 20°C	Specification
DC Loop Resistance	≤165Ω/km
Resistance Unbalance	≤2%
Insulation Resistance (500V)	≥2000MΩ x km
Capacitance at 800Hz	Nominal 43nF/km
Capacitance Unbalance (pair to ground)	≤1500pF/km
Characteristic Impedance (1-100MHz)	(100 ± 15)Ω
Nominal Velocity of Propagation	Approx. 66%
Propagation Delay	Nominal ≤427ns/100m
Delay Skew	Nominal ≤12ns/100m
Test Voltage (DC, 1 min) Core/Core	1000v

#### Cable and Cassette Standards

##### Cable

- BS EN 50173
- ISO 11801:2002 (inc. Amend. A1 & A2)
- ANSI/TIA/EIA 568-C.2
- IEC 61156-5
- BS EN 50288-10-1

##### Cable Sheath

- IEC 60332-1
- IEC 60754-2
- IEC 61034

##### Category 6A Cassette

- ISO 11801:2002 (inc. Amend. A1 & A2)
- BS EN 50173
- ANSI/TIA/EIA 568-C.2

#### RapidNet Loom Performance Characteristics

Frequency (MHz)		1	250	500
Insertion Loss (dB/100m)	Spec	3.0	29.5	43.8
	Typical	1.7	22.7	33.0
NEXT (dB)	Spec	65.0	35.3	26.7
	Typical	89.4	45.9	39.9
ACR-N (dB)	Spec	62.0	5.8	-17.1
	Typical	87.7	23.2	6.9
Return Loss (dB)	Spec	19.1	10.0	8.0
	Typical	24.0	25.0	18.6
PS-NEXT (dB)	Spec	62.0	32.7	23.8
	Typical	84.0	41.0	34.4
PS ACR-N (dB)	Spec	59.0	3.2	-20.0
	Typical	82.3	18.3	1.4
ACR-F (dB/100m)	Spec	64.2	16.2	10.2
	Typical	80.6	39.1	35.9
PS ACR-F (dB/100m)	Spec	61.2	13.2	7.2
	Typical	75.3	33.5	30.0

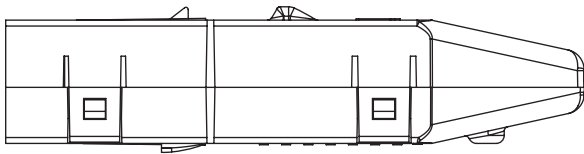
\*Typical values are for permanent link tests when using the complete HellermannTyton Data System.

#### Cassette Specification

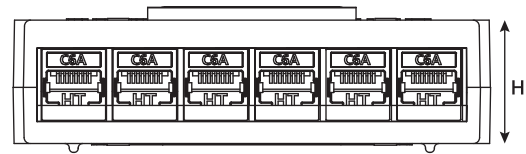
<b>Port Count</b>	6		
<b>Dimensions (mm)</b>	H	W	D
	31.0	107.0	130.0
<b>Outlet Style</b>	RJ45		
<b>RJ45 Jack Life</b>	Minimum Insertions 1000		

Cassette Materials		Jack Materials	
<b>Cassette Cover</b>	Polycarbonate ABS	<b>Modular Jack Housing</b>	Zinc Alloy
<b>Colour</b>	Black	<b>Colour</b>	Nickel
<b>Earth Plate</b>	Zinc Plated Steel	<b>Contacts</b>	Phosphor Bronze Nickel Plated with Selective Gold

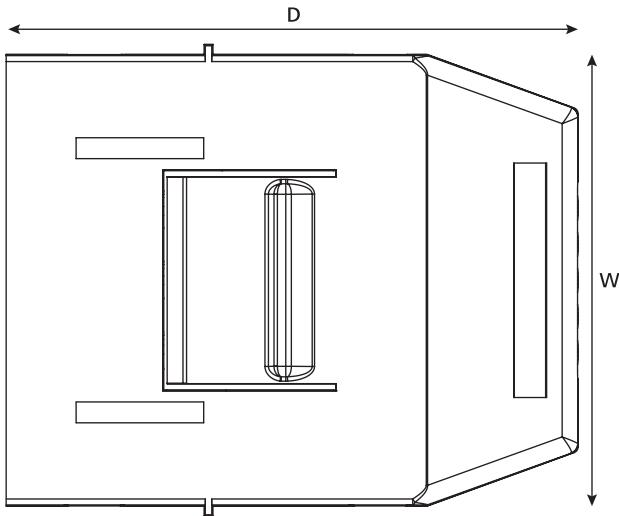
#### Technical Diagrams



Side view



Front view



Top view