



Customer Connection Point with Cassette (CCPC)

LC and SC Adaptors with Fibre Management Cassette & Optional Tray

Application/Product Description


The Customer Connection Point with fibre splice tray and fibre management cassette (CCPC) is used as a Building Entry Point (BEP) to provide a fibre termination and network demarcation point external to the connected premise in a Fibre to the Home (FTTH) network. It also presents a network test point outside of the customer location.

The CCPC has high (IP68) sealing performance and a compact design and can therefore be housed in a small subterranean access chamber (eg: "Toby Box") whilst protecting the fibre connection point from water or dirt contamination. Incoming and outgoing cables are sealed at the base of the CCPC using a quick twist lock sealing mechanism. An optional vent gauze feature prevents internal moisture condensation.

A mechanical fixing point is moulded in to the base to secure the incoming cable strength member and to provide strain relief.

The CCPC is fitted with a fibre splice tray which provides management for the incoming/outgoing cables and 2 x 3A splices. The fibre management cassette supports a single LC Duplex or SC Simplex adaptor and provides additional fibre management for up to 2 pigtails. The fibre management cassette and tray have been designed to ensure a 30mm minimum radius. Fibre retention fingers are used to keep the fibre in place and define the routing paths between levels.

The CCPC enclosure can be provided pre-loaded with adaptors and pigtails as required, the standard colour is black however, other options are available on request.



Internal View showing optional Fibre Management Cassette.



Closed External View.



Internal View showing Fibre Splice Tray.



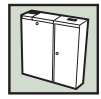
Exploded view.

Technical Data

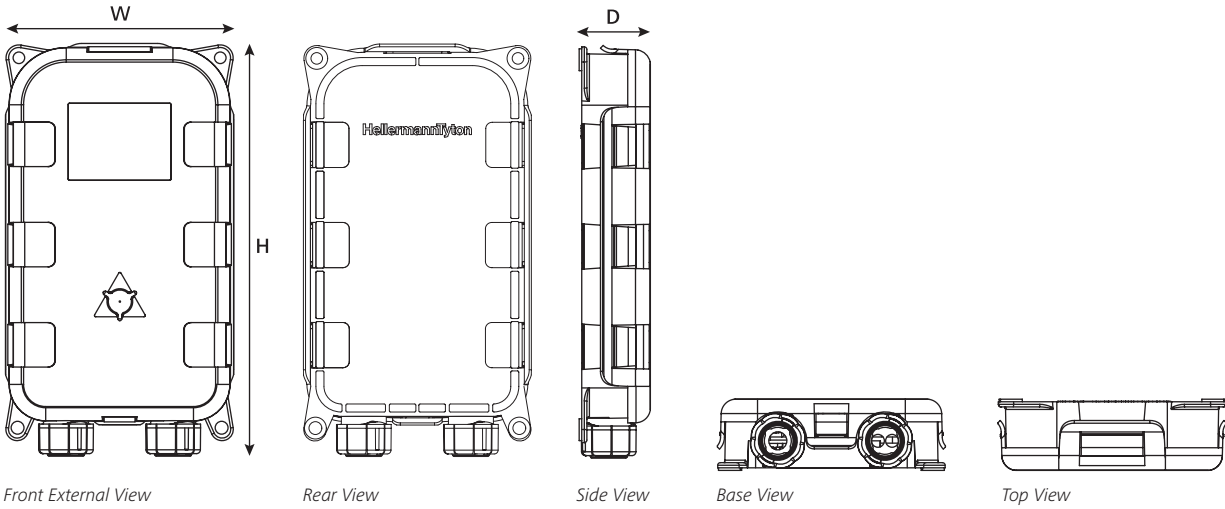
Dimensions (mm)	H	W	D
	160.0	89.0	28.0
Maximum number of adaptors	1 x SC Simplex or 1 x LC Duplex		
Maximum number of splices	2 (up to 45mm)		
Housing material	PC		
Colour	Black / White		

Features and Benefits:

- Maximum capacity: 1 x SC Simplex or LC Duplex Adaptor
- Integral positive fibre management and fibre storage capacity
- Separate inbound/outbound access points
- Fully detachable snap on lid
- IP68/IK08 Rated
- Minimum fibre bend radius of 30mm throughout
- Fibre Management Tray supports 2 x 3A sleeves
- Fibre Management Cassette for mounting for 1 off SC SX or LC DX connections
- Mechanical fixing for cable strength member



Technical Diagrams



Front External View

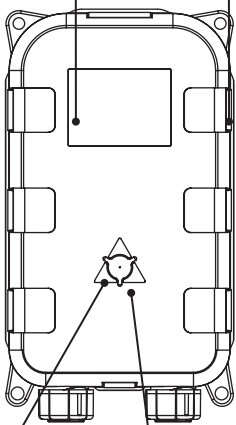
Rear View

Side View

Base View

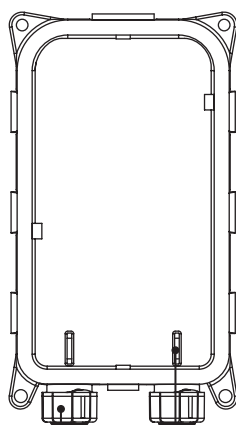
Top View

Inset for moulded customer logo Snap fit removable lid



Laser warning label Optional moisture vent gauze

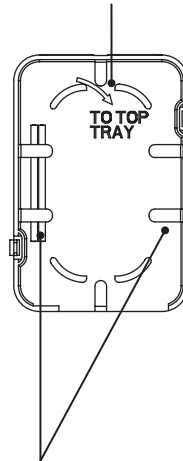
Front External View



Two IP68 Compression Ports Mechanical fixing point

Front Internal View showing position of LC/SC Adaptors

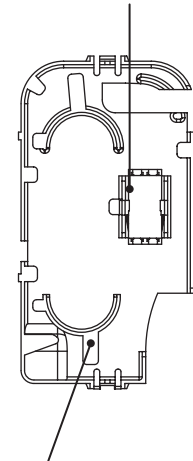
Access to the upper tray



2 x Splice Protector storage

Fibre Splice Tray

LC Duplex /SC Simplex Adaptor Holder



30mm min. bend radius throughout

Fibre Management Cassette