



MDU - S2

24 LC or SC Connections

Application Information

The HellermannTyton MDU S2 Series of enclosures provides a cost effective secure solution for installing pre-terminated drop cables in Fibre to the Home (FTTH) applications.

The enclosure has been designed to physically separate the feeder cable 250µm fibres from the customer connection points. It is designed to deliver up to 24 drop cable customer connections.

Product Description

The MDU S2 is an IP55/IK08 rated enclosure manufactured from light grey (RAL 7035) polycarbonate. The enclosure can be supplied in several colours, including black, white and grey. It has provision for a moulded customer logo if required.

The enclosure consists of 3 separate fibre management areas:

- Inbound Cable Management

The lower section of the enclosure has four dedicated entry ports to support both mid-span and spur fibre cables with strain relief for all incoming feeder cables. This area provides positive fibre management and loop storage for a maximum of 144 fibres.

- Fibre Splice Management Area


A dedicated splice management tray sits above the fibre storage area and has capacity for up to 48 x 3A heatshrink splices (when double stacked), with a maximum splice protector length of 60mm. The tray provides separate fibre management areas for 250µm fibres and 600/900µm pigtails whilst maintaining 30mm minimum bend radius throughout.

- Drop Cable Management


The drop cable management area consists of a removable upper fibre management tray which presents 24 x LC or SC simplex adapters for connection to industry standard pre-terminated drop cables and prevents access to the lower splicing area when in place. Fibre management is provided on the underside of the tray for 600/900µm pigtails allowing the spare cable to be maintained separately from the 250µm feeder cable fibres.

Retaining features allow up to six PLC splitters to be mounted allowing for both 1x4 and 1x8 PON split ratios to be accommodated. The fibre management maintains a 30mm minimum bend radius throughout with a cross over facility to allow for alternative routing requirements.

The LC simplex adapters on the customer facing side of the tray are angled and spaced to allow for inspection prior to connection. 12 anchor guides are provided for securing the drop cables. Drop cable exit ports use a split seal and collar to ensure performance in excess of IP55.



MDU S2 with 24 LC SX connections.



Drop management tray shown open.



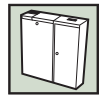
External view.

Features and Benefits:

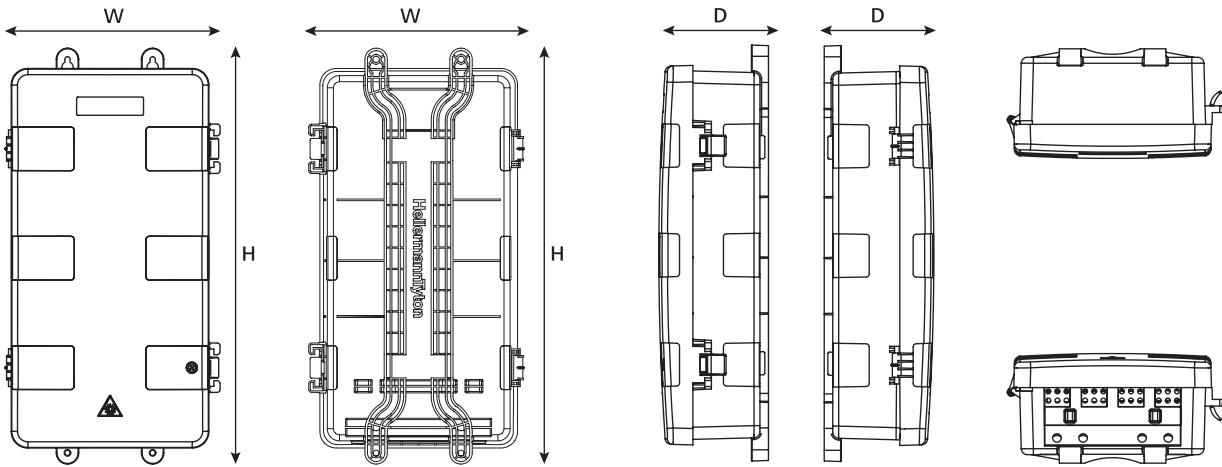
- Separation of spliced feeder cable from connectorised drop cables
- 24 LC SX or SC SX customer connections
- 4 inbound/24 outbound ports
- Positive fibre management (30mm min bend radius)
- IP55 and IK08 rating
- Secure, tamper proof cover
- Physical separation of installation fibre and customer connections
- Pole or building facade mounting features
- Low profile
- Low smoke material

Technical Data

Dimensions (mm)	D	W	H
	90	177	342
Maximum number customer connections	24 in either LC/PC, LC/APC, SC/PC or SC/APC		
Maximum number of splices	48		
Colour	RAL 7035		
Maximum Fibre Storage	144 Fibres		
Number of Ports	4 feeder ports and 24 distribution ports		
Maximum cable dimensions	Feeder	7.2mm	
	Distribution	4.2mm	
IP Rating	IP55		
Mechanical IK protection	IK08		



Technical Diagrams

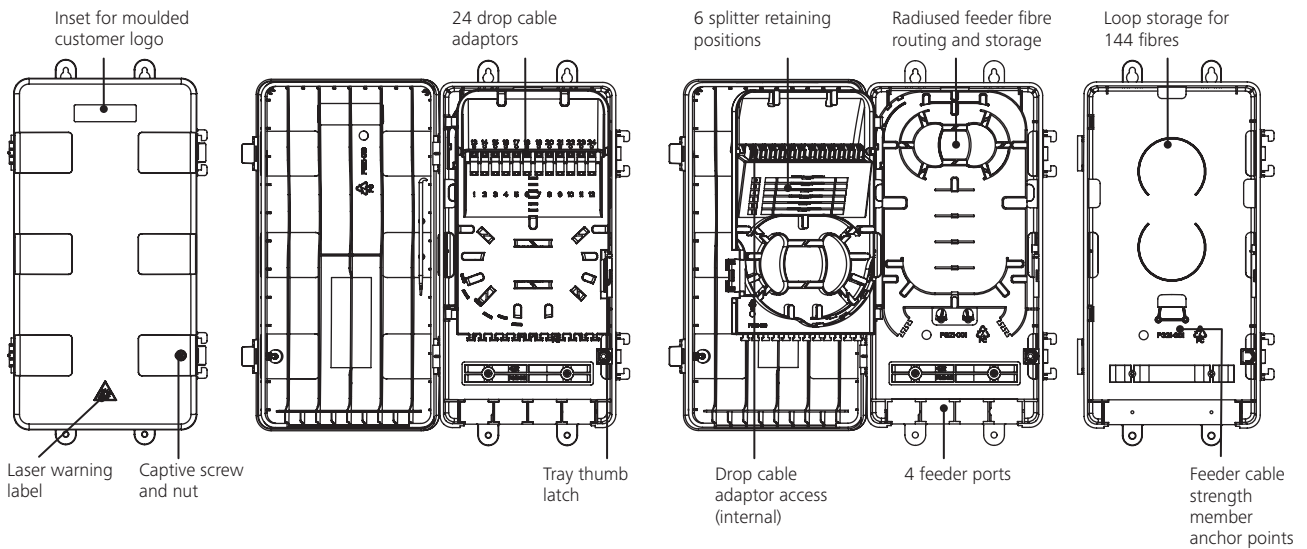


Front External View

Rear External View

Side Views

Base View



Front External View

Drop Cable Management

Fibre Splice Management Area with pigtail management

Inbound Cable Management Area