



32 Drop MDU S2 XL Fibre Optic Internal Enclosure

LC APC Connections

Application Information

A range of Internal Fibre Optic Enclosures which provide a cost effective solution for installing pre-terminated drop cables in P2P (Point to Point) or Point to Multi Point (P2MP) Fibre to the Home (FTTH) applications.

The enclosure has been designed to physically separate the feeder cable 250µm fibres from the customer connection points. Mounted aerially it is designed to deliver up to 32 drop cable customer connections.

Product Description

The MDU S2 is an IP55/IK08 rated enclosure manufactured from V0 rated polymer and can be either wall or pole mounted. The enclosure is grey (RAL 7035) with a hinged lid where a logo can be moulded.

The enclosure consists of 3 separate fibre management areas:

- Inbound Cable Management

The lower section of the enclosure has four dedicated entry ports to support both mid-span and spur fibre cables with strain relief for all incoming feeder cables. This area provides positive fibre management and loop storage for a maximum of 144 fibres.

- Fibre Splice Management Area

A dedicated splice management tray sits above the storage area and has capacity for up to 48 x 3A splices (when double stacked) with a maximum splice protector length of 60mm. The tray provides separate fibre management areas for 250µm fibres and 600µm pigtails whilst maintaining 30mm minimum bend radius throughout.


- Drop Cable Management

The drop cable management area consists of a removable upper fibre management tray which presents 32 LC APC connections using 8 x LC APC quad adaptors for connection to industry standard pre-terminated drop cables and prevents access to the lower splicing area when in place.


For P2MP applications retaining features allow up to 4 bare end to LC/APC PLC splitters to be mounted allowing for a 1:8 PON split ratio. The fibre management maintains a 30mm bend radius throughout with a cross over facility to allow for alternative routing requirements.

The LC quad adaptors on the customer facing side of the tray are angled and spaced to allow for inspection prior to connection, 12 anchor guides are provided for securing the drop cables. Drop cable exit ports use a split seal and collar to ensure performance in excess of IP55. There are two exit seals that allow 32 customer drops (8 exit ports per seal with maximum of 2 x 4mm cables per exit port).

The enclosure is also available in an LC/PC format.



MDU S2 with 32 connections.



Drop management tray shown open.

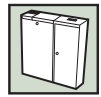


External view.

Features and Benefits:

- Separation of spliced feeder cable from connectorised drop cables
- 32 LC APC customer connections
- Maximum of 4 x 1:8 Bare End to LC/APC PLC Splitters (P2MP applications)
- 4 inbound/24 outbound ports
- Positive fibre management (30mm bend radius)
- IP55 and IK08 rating
- Secure, tamper proof cover
- Physical separation of installation fibre and customer connections
- Pole or building facade mounting features
- Low profile
- Compliant with IEC 61753 and IEC 61300-3-34
- UV stable Polycarbonate (PCUV) and V0 rated.

Part Number	Description
MDU-S2XL-8LC/APC-1X1:8	MDU S2XL, GY, 8 x LC/APC CONNECTORS, CE KIT 8MM, DC KIT 8MM, 1 X 1:8
MDU-S2XL-16LC/APC-2X1:8	MDU S2XL, GY, 16 x LC/APC CONNECTORS, CE KIT 8MM, DC KIT 8MM, 2 X 1:8
MDU-S2XL-24LC/APC-3X1:8	MDU S2XL, GY, 24 x LC/APC CONNECTORS, CE KIT 8MM, DC KIT 8MM, 3 X 1:8
MDU-S2XL-32LC/APC-4X1:8	MDU S2XL, GY, 32 x LC/APC CONNECTORS, CE KIT 8MM, DC KIT 8MM, 4 X 1:8
MDU-S2XL-32LC/APC	MDU S2XL, GY, 32 x LC/APC CONNECTORS, CE KIT 8MM, DC KIT 8MM



Technical Data

Dimensions (mm)	D	W	H
	90	177	342
Maximum number customer connections	32		
Maximum number of splices	48		
Colour	Grey (RAL 7035)		
Maximum Fibre Storage	144 Fibres		
Number of Ports	4 feeder ports and 24 distribution ports		
Maximum cable dimensions	Feeder	8mm	
	Distribution	8mm	
IP Rating	IP55		
Mechanical IK protection	IK08		

Technical Diagrams

