

• 25 Year System Warranty

• Exceeds ISO/IEC Performance Standards

• Industry Standard 6C Dimensions

Product Description

The Cat6 6C outlet conforms to the industry standard 6C fixing dimensions and is compatible with the numerous floor boxes, face plates and trunking accessories available for 6C connectors.

Features and Benefits

- Exceeds ISO/IEC 11801 and ANSI/TIA/EIA 568-C.2 Cat5E performance standards
- Magnified window to protect label
- Adaptor bracket for Alpha Snap fascia available
- Manufactured to exacting ISO 9001 quality standards
- Clear labelling
- Rear cable tie point
- Colour options
- RoHS compliant - lead free
- 568A or 568B wiring options
- Backward compatible with Cat5E and Cat5
- Accepts Krone style punch down tool

Product Description	Ordering Code	UNS Number
6C RJ45 Cat6 Outlet	6C08IDCNGB/WH	852-30018

Technical Description

The HellermannTyton 6C module is an industry standard sized connector, enabling 2 modules to be fixed in a single gang face plate or four modules into a double gang face plate.

The individual PCB modules are mounted in the unique Alpha Snap plastic moulding which ensures that the PCB cannot be removed by accident. A plastic cable management loop, with a wire colouring and numbering label is secured to the rear of the PCB, ensuring error free termination.

Tested to exceed all ISO/IEC 11801 and ANSI/TIA/EIA 568-C.2 Cat6 performance standards.

The 'Alpha Label' software package, available for download at www.htdata.co.uk enables straight forward port labelling.

Dimensions and Product Construction Specification

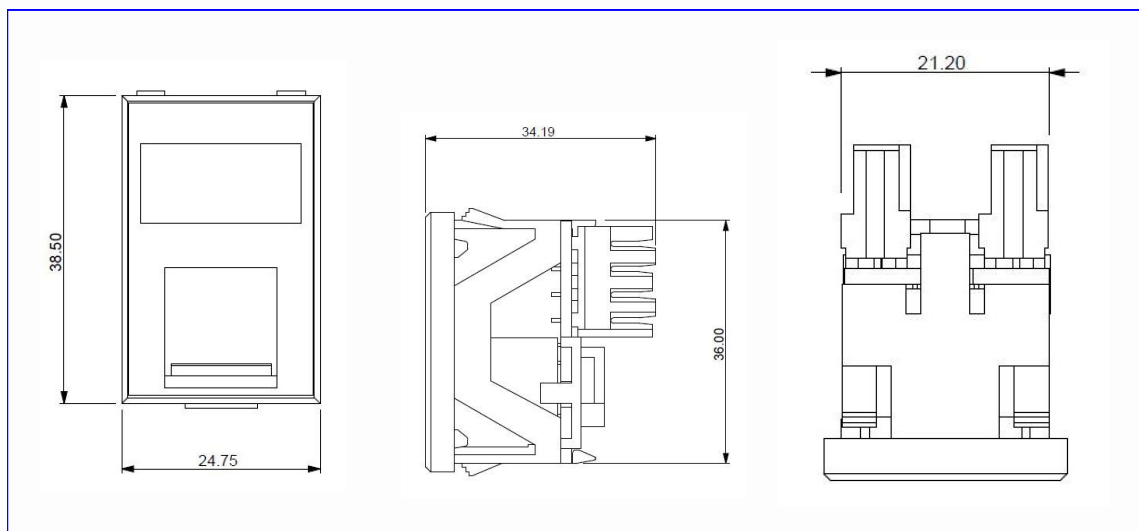
Ordering Code	Height	Width	Depth inside plate	Height inside plate
6C08IDCNGB/WH	38.50mm	24.75mm	34.19mm	36.00mm

- Jack life min. 1000 insertions
- Max. of two wires per IDC contact (same gauge)
- Module material - ABS
- Wire gauge 22-24 AWG
- IDC life up to 50 re-insertions

Applications Supported

The 6C outlet is designed to support any data or voice protocol that is capable of running over a Cat6 cabling system and is backward compatible with existing Cat5E, Cat5 and voice network infrastructure.

Technical Drawings

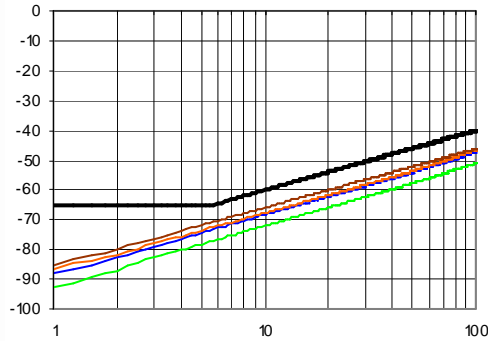


For Panel cut outs the hole needs to be XXMM x XXMM on a panel thickness of XXMM.

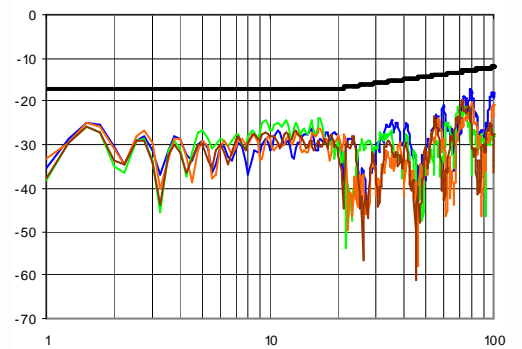
**Connecting Hardware Test
(Outlet only)**

Tested from: 1 MHz
Tested to: 100 MHz
Standard: ISO/IEC 11801 and ANSI/TIA/EIA 568-C.2
Limits: Cat6 - Connector

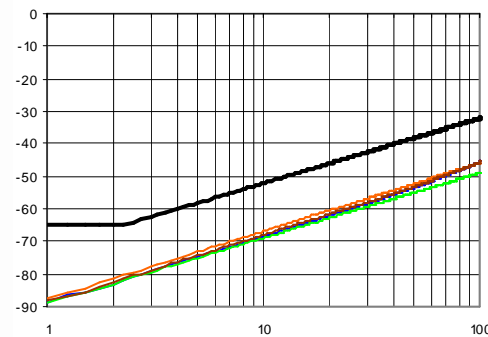
PS NEXT



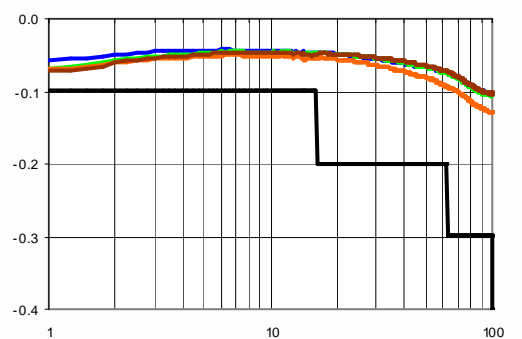
Return Loss



PS FEXT



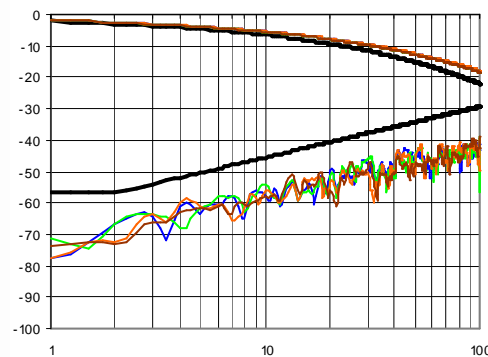
Attenuation



**Permanent Link Test
(Cable, Patch Panel, Outlet, Transition Point)**

Tested from: 1 MHz
Tested to: 100 MHz
Standard: ISO/IEC 11801 and ANSI/TIA/EIA 568-C.2
Limits: Cat6 - Link

Link PS NEXT & Attenuation



Tel: +44 (0) 1604 707420
Web: www.htdata.co.uk
Email: sales@htdata.co.uk