

### Types of splice protector inserts and maximum splices for trays

Splice Protector Inserts							
Tray Type	HS 3A (large) With Band *	4 Fibre Ribbon	HS 6A (Small)		ANT	3M Fibrelok™	12 Fibre Ribbon
			With Band *	Without Band			
Hellacurve™	24	-	-	-	-	-	-
Hellapon™ - Small	12	32	16	18	24	8	-
Hellapon™ - Medium	16	-	16	-	24	-	-
Hellafos™	24	-	-	-	-	-	-
Hellipse™ NZDF SE-A	12	32	16	18	24	8	48
Hellipse™ NZDF SE-B	12	32	16	18	24	8	48
Hellipse™ SC-1	8	-	-	-	8	-	-
Hellipse™ SMF	24	-	-	-	-	-	-
Hellamass™ Large	144	384	192	216	288	96	576

Moulded Splice Fins

3A/PON Insert


6A Insert

ANT Insert


Ribbon Insert

\* Splice protector anti-vibration band


Note: for PON device applications please contact our technical department on +44 (0)1752 761214



6 Way  
3A/PON Insert



9 Way  
6A Insert



12 Way  
ANT Insert



4 Way  
Ribbon Insert