



Fibre Optic Splice Trays

SE-MKII-IR

Application/Product Description

The SE-MKII-IR single element tray is manufactured from ABS and finished to a high specification to eliminate the risk of snagging or microbends. All retaining tabs on the tray have radius edges and rounded corners where fibre may pass. The overall dimensions of the tray are 148 x 125 x 7mm. The IR single element tray accepts a wide range of splice protector inserts and the maximum splice capacity varies in relation to the splice type used (see table below).

The IR single element tray can accommodate 2 x 60 x 7 x 4mm optical splitters when using the optional splitter/3A splice bridge.


The SE-MKII-IR is suitable for use in the single stack UFC-IR, FDN-IR or FML-IR closures.

Technical Data

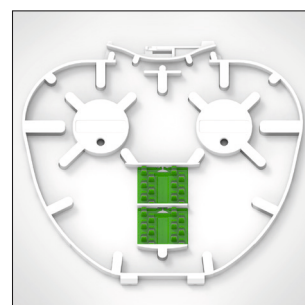
Dimensions (mm)	H	W	D
	125	148	7
Material	ABS		
Colours	<ul style="list-style-type: none"> • Black • White • Green • Yellow • Red • Blue 		



SE-MKII-IR Splice Trays in an assortment of colours without splice/splitter inserts.



SE-MKII-IR Splice Trays with 3A splitter inserts.



SE-MKII-IR Splice Trays with 2 x 3A Splice inserts.

Features and Benefits

- Positive fibre management - minimum bend radius 15mm
- 2 fibre entry ports
- 2 mounting positions for splice inserts
- Option for optical splitter/3A or ANT splice bridge
- Optical splitter accommodation up to a maximum of 60 x 7 x 4mm
- Maximum 3A splice capacity of 24 fibres (double stacked)
- Different splice bridge options to accommodate a range of splice types

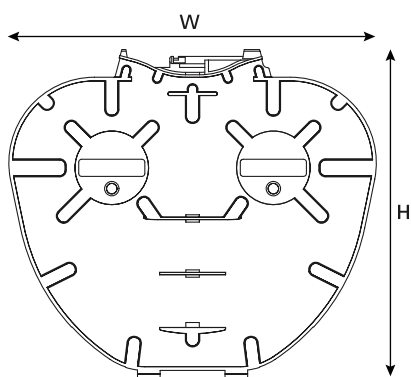
Splice / Splitter Bridge Compatibility

	TYPE	Description	Splice Protector Type	Colour	Recov. Ø d max.
	BRIDGE-3A	Splice Protector Holder	3A	Green	2.4
	BRIDGE-6A		6A	Blue	1.6
	BRIDGE-CRIMP		ANT	Yellow	-
	BRIDGE-MECH		RIBBON	Red	4.75
	BRIDGE-PLC-4WAY	Splitter Holder	N/A	White	N/A
	BRIDGE-SP/3A	Splitter/Splice Protector Holder	3A	Green	2.4
	BRIDGE-SP/ANT		ANT	Yellow	-
	BRIDGE-3A/SP64-10		3A	Green	2.4
	BRIDGE-ANT/SP64-10		ANT	Yellow	-
	BRIDGE-RIBBON-4WAY	Ribbon Splice Protector Holder	RIBBON	Green	4.5 x 3.8

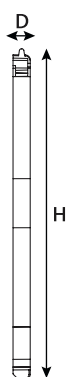
All dimensions in mm. Subject to technical changes.



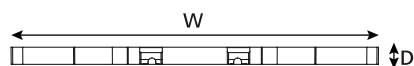
Technical Diagrams



SE-MKII-IR Splice Tray
(front view)



SE-MKII-IR
Splice Tray
(side view)



SE-MKII-IR Splice Tray
(top view)