



6

LAN Connectivity Data Outlets

GigaBand Category 6 STP

Single Outlet

Application/Product Description

GigaBand category 6 shielded single outlets are designed to support Ethernet 10BASE-T, 100BASE-T (Fast Ethernet), 1000BASE-T (Gigabit Ethernet), 155 Mb/s ATM, Token Ring 4/16, voice/data systems and Voice over Internet Protocol (VoIP) systems running over a Category 6 cabling system and is backwards compatible with existing Category 5e, Category 5 and voice network infrastructures.



GigaBand Category 6 STP Single Outlets

Technical Data

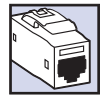
Specification	Category 6		
Conformance	<ul style="list-style-type: none"> • ISO 11801:2002 (inc. Amend. A1 & A2) • BS EN 50173 • ANSI/TIA/EIA 568-C.2 		
Wiring Specification	568A/B		
Dimensions (mm)	H	W	D
	50.0	25.0	34.0
Weight (g)	20		
Outlet Style	RJ45		
RJ45 Jack Life	Minimum Insertions 1000		
Punch Down Blocks	IDC		
IDC Life	Minimum 50 re-terminations		
Wire Gauge	22-24 AWG (Maximum of 2 wires per contact).		

Material					
Modular Jack Housing	ABS				
Housing Colour	White	Black	Blue	Green	Red
Contacts	Phosphor Bronze Nickel Plated with Selective Gold				

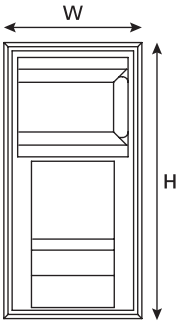
Performance Characteristics

Frequency (MHz)		1	100	250
Insertion Loss	Spec	3.0	18.6	31.1
	Typical	1.6	16.7	27.8
NEXT (dB)	Spec	65.0	41.8	35.3
	Typical	89.1	59.6	48.4
ACR-N (dB)	Spec	62.0	23.3	4.2
	Typical	87.5	43.0	20.6
Return Loss (dB)	Spec	19.1	14.0	10.0
	Typical	29.9	30.1	21.0
PS NEXT (dB)	Spec	62.0	39.3	32.7
	Typical	83.8	53.3	42.8
PS ACR-N (dB)	Spec	59.0	20.7	1.6
	Typical	82.2	36.6	15.0
ACR-F (dB)	Spec	64.2	24.2	16.2
	Typical	81.3	42.4	36.7
PS ACR-F (dB)	Spec	61.2	21.2	13.2
	Typical	76.0	37.4	31.2

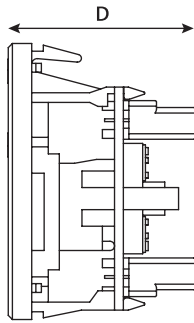
*Typical values are for permanent link tests when using the complete HellermannTyton Data System.



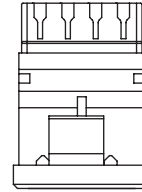
Technical Diagrams



Front view



Side view



Top view