



Category 5e U/UTP Unshielded Cable Dca

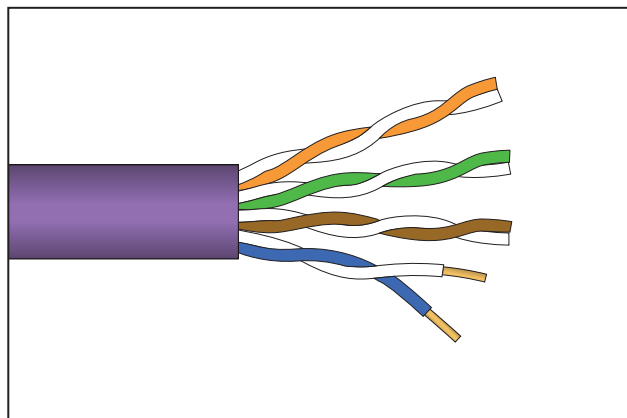
Bulk Copper Cable - CA075DCA

Application/Product Description

HellermannTyton Category 5e cables are designed and tested to support Primary (Campus), Secondary (Riser) and Tertiary (Horizontal) applications for 10Base-T (Ethernet), 100Base-T(Fast Ethernet), 1000Base-T(Gigabit Ethernet), PoE and PoE+.

When used with HellermannTyton Category 5e patch panels, outlets and patch leads the combined performance exceeds Category 5e/Class D link and channel requirements.

The cable is supplied in 305m lengths with 1 metre markings on the cable in a Reel Box for easy installation.



CA075DCA Category 5e U/UTP Unshielded Cable - Dca

Technical Data

Electrical Characteristics @ 20°C	Specification
DC Loop Resistance	≤169Ω/km
Resistance Unbalance	≤2%
Insulation Resistance (500V)	≥2000MΩxkm
Capacitance at 800Hz	Nom. 43nF/km
Capacitance Unbalance (pair to ground)	≤1500pF/km
Characteristic Impedance (1-100MHz)	(100 ± 15)Ω
Nominal Velocity of Propagation	Approx. 66%
Propagation Delay	Nom. ≤427ns/100m
Delay Skew	Nom. ≤12ns/100m
Test Voltage (DC, 1 min) Core/Core	1000v

Cable Standards

Cable

- BS EN 50173
- ISO 11801:2002 (inc. Amend. A1 & A2)
- ANSI/TIA/EIA 568-C.2
- IEC 61156-5
- BS EN 50288-10-1

Cable Sheath

- IEC 60332-1
- IEC 60754-2
- IEC 61034
- EN 13501-6 (Dca)

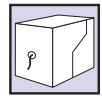
CPR

- Dca - S2, d2, a2
- Certificate No.: HTC DOP-0001
- Suitable for Dca and Eca specified installations

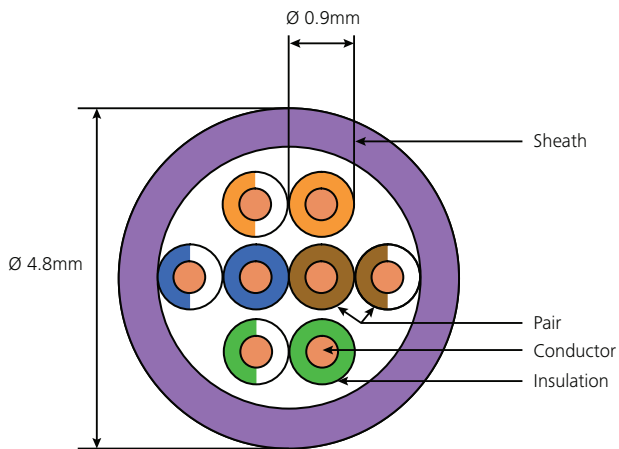
Performance Characteristics

Frequency (MHz)		1	10	100
Insertion Loss (dB/100m)	Spec	2.0	6.5	22.0
	Typical	2.0	6.0	19.3
NEXT (dB)	Spec	65.3	50.3	35.3
	Typical	88.7	72.5	55.5
PS-NEXT (dB)	Spec	62.3	47.3	32.3
	Typical	82.0	67.6	50.0
ACR-F (dB/100m)	Spec	63.8	43.8	23.8
	Typical	73.9	54.1	40.2
PS ACR -F(dB/100m)	Spec	60.8	40.8	20.8
	Typical	68.0	48.2	33.3
Return Loss (dB)	Spec	20.0	25.0	20.1
	Typical	26.4	37.6	40.7

*Typical values are for permanent link tests when using the complete HellermannTyton Data System.



Cable Construction



Product Performance	
Core	
Core Conductor	24 AWG Solid Copper Wire
Insulation	Polyethylene
Diameter	0.90mm
Twisting	2 cores to the pair
Pair Colour	Blue-White/Blue, Orange-White/Orange, Green-White/Green, Brown-White/Brown
Final Assembly	
Cable	4 pairs to the core
Sheath	LSHF-FR Dca-S2, d2, a2
Colour	Violet RAL 4001
Outer Diameter	4.8mm ± 0.2mm
Mechanical and Environmental	
Temp. Installation	0°C to +50°C
Temp. Operation	-20°C to +60°C
Min. Bend Radius	
	During Installation: 4 x outer diameter
	During Operation: 8 x outer diameter
Packaged Weight	9kg (305m/Box)