



Zone Cabling Enclosure

2U

Application/Product Description

The Zone Cabling Enclosure from HellermannTyton provides up to 2U of patching space within the 600mm x 600mm area of a floor, ceiling tile or even on the wall. The zone cabling enclosure provides support for any standard 19" patch panels or active equipment as well as RapidNet panels for use with the pre-terminated cassette based solution.

The zone cabling enclosure has a hinged and removable top access door along with removable covers and interchangeable brushes on two sides. The enclosure can be secured to raised floor pillars, concrete flooring or ceiling tiles and walls; making it extremely versatile in any mounted position.

Internally, the zone cabling enclosure has front and rear cable management to support patch leads and manage bend radii.

The enclosure is the ideal solution for data centre or office applications where raised floors or suspended ceiling provide suitable hosting space.

Features and Benefits

- 2U of rack space supporting 19" patch panels
- Supports RapidNet panels, standard HellermannTyton copper and fibre panels and active equipment
- Installs below a single 600mm x 600mm floor or above a ceiling tile
- Hinged and removable lid and removable side covers for easy access and installation of brush panels
- Lockable lid for secure access
- Powder coated finish for temperature and humidity protection
- Adjustable mounting ears allow for forward or backward pivot to suit the mounting post position
- Provides additional patching away from the rack space

Technical Data


Material	Powder Coated Mild Steel		
Colour	Grey		
Dimensions (mm)	H	W	D
	99.8	492	508



Zone Cabling Enclosure (ZCE) - External View.



ZCE - Internal View of hinge, brush strip and cable management.



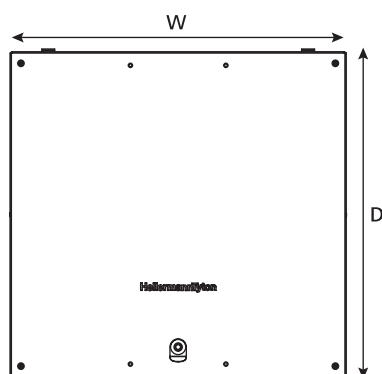
ZCE - Showing loaded with 2U 72 Port Modular Keystone Panel.

Zone Cabling Enclosure Capacity

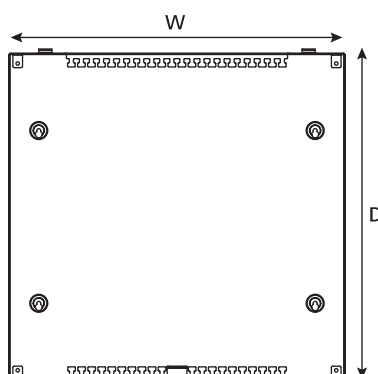
RapidNet		Fibre		Copper	
Maximum Capacities	Type	MTP	LC	Copper	
	Per Cassette	144	24	6 Port Cassette	12 Port Cassette
	Per U	576	96	24	48
	Per 2U	1152	192	48	96

Standard Panels		Fibre		Copper	
Maximum Capacities	Type	SC DX	LC Quad	24 Port Panel	48 Port Panel
	Per U	48	96	24	48
	Per 2U	96	192	48	96

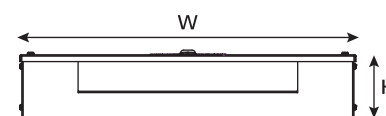
Technical Diagrams



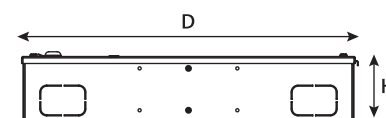
Top External View



Top Internal View



Front View



Side View