



MDU S1XS

LC and SC Adaptors, V0, Internal

Application/Product Description

The MDU S1XS has been designed as a Building Entry Point (BEP) to provide a fibre termination and network demarcation point internal to the connected premise in a Fibre to the Home (FTTH) network. In addition to providing an internal test point the enclosure can also accommodate up to 12 customer fibre connections.


The MDU S1XS has an IP54 sealing performance with up to 6 entry/exit ports at the bottom of the enclosure which is suitable for cables or ducts up to a maximum diameter of 8mm. A loop through facility allows for single fibre elements to be removed and spliced whilst the remaining fibres can be fed on to the next connection point.

Mechanical fixing is provided to secure all incoming/outgoing cables/blown fibre ducts and to provide strain relief where necessary. Internal positive fibre management and fibre retention clips maintain a minimum 30mm bend radius throughout.

The MDU S1XS manages up to 6 SC simplex or LC duplex adaptors and has features to secure a maximum of 30 fibre splices.

The lid is hinged allowing quick and clear access to the internal fibre for splicing and termination and the lid can be replaced if damaged.


The MDU S1XS can be supplied pre-loaded with fibre adaptors and pigtails as required.



Internal view of MDU S1XS.



External view of MDU S1XS.



Internal view of MDU S1XS with tray open.

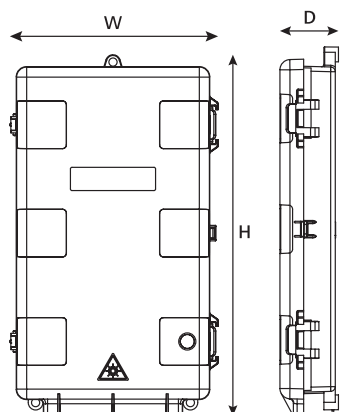
Technical Data

Dimensions (mm)	H	W	D
	233	135	37
Maximum number of adaptors	6 x SC Simplex or LC Duplex		
Maximum number of splices	30		
Housing material	Polycarbonate V0		
Colour	Grey		

Features and Benefits:

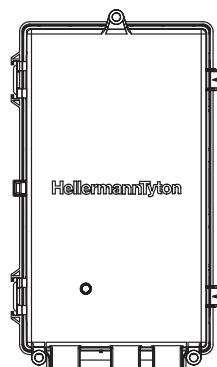
- 12 Customer Connections
- 6 SC Simplex/LC Duplex connectors
- Up to 30 fibre splices
- Splitter accommodation
- Positive fibre management (30mm minimum bend radius)
- IP54 / IK07 rating
- Low Profile
- Tamper-proof
- Internal V0 Rated

Technical Diagrams

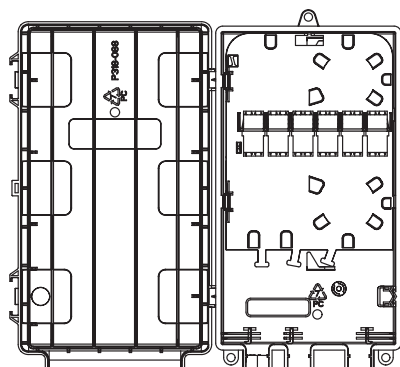


Front external view

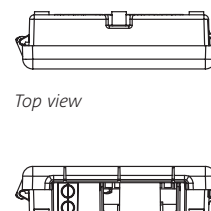
Side view



Rear external view



Internal view showing tray and adaptors



Top view

Base view