



TOBYBOX300

Application Information

The TOBYBOX300 is a small subterranean access chamber for housing narrow profile broadband enclosure. It is used for demarcation point external to the connected premise in the FTTx network and also provides a maintenance or network test point. It is located at the boundary of the property or on the kerb next to the premise to prevent further trenching or digging when access is required.

Product Description

The TOBYBOX300 has been designed by HellermannTyton with a mounting point for the Customer Entry Point (CEP) Enclosure.

The hinged lid opens up to a 105° angle for easy access and should be installed to open towards the customer home.

If some resurface work occurs and buries the toby box, a metal detector can be used to detect it, as a metal washer has been fitted within the lid. A Torx security screw prevents from vandalism.

Each side features knock out circles for two different size ducts: 14mm diameter or 53mm diameter. A drainage hole can be drilled at the base to evacuate excess water.

The TOBYBOX300 is manufactured from non-slip black polypropylene and is 100% recycled and recyclable. This is a lightweight underground access chamber, easy to install with a ribbed design for strength.

A 67mm x 35mm inset position on the front lid allows for a customer logo to be moulded.

It has been tested to BS 5834-2-2011 Class to sustain a 5kN load and its installation should be in compliance with local rules and guidance.

Features and Benefits:


- Mounting point for Customer Entry Point
- Self-venting
- Narrow profile with a 300mm depth
- Contoured base to rest on top of Duct 56
- Secured lid with a 105° angle
- Suitable for ducts from 14mm to 53mm OD
- Sustains a 5kN load BS 5834-2-2011
- Includes drainage hole




TOBYBOX300.



TOBYBOX300 open lid with CEP Enclosure mounted.



TOBYBOX300 Anti-slip ribbed lid.



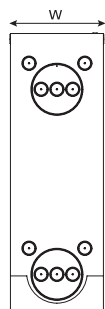
TOBYBOX300 Knock out circles.

Technical Data

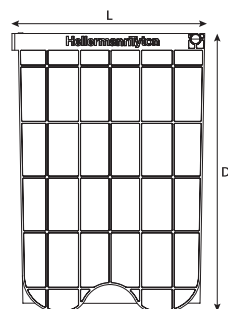
Dimensions (mm)		D	W	L
		300	100	207
Material	Lid	Recycled Polypropylene		
	Base			
	Screws & washers			
Part Code		TOBYBOX300-BLANK-BK		



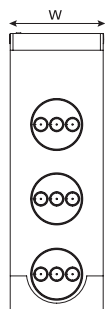
Technical Diagrams




TOBYBOX300
(side view).



TOBYBOX300
(front view).



TOBYBOX300
(side view).



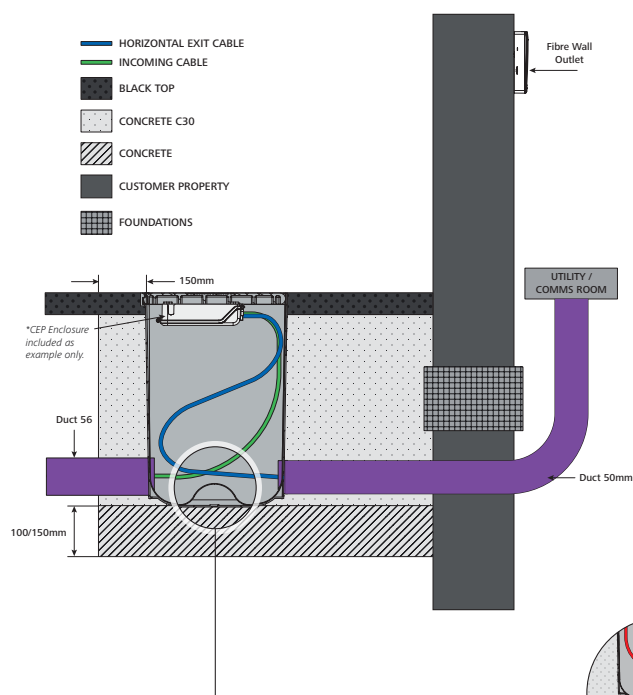
TOBYBOX300
(top view).



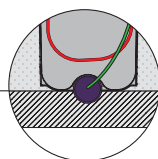
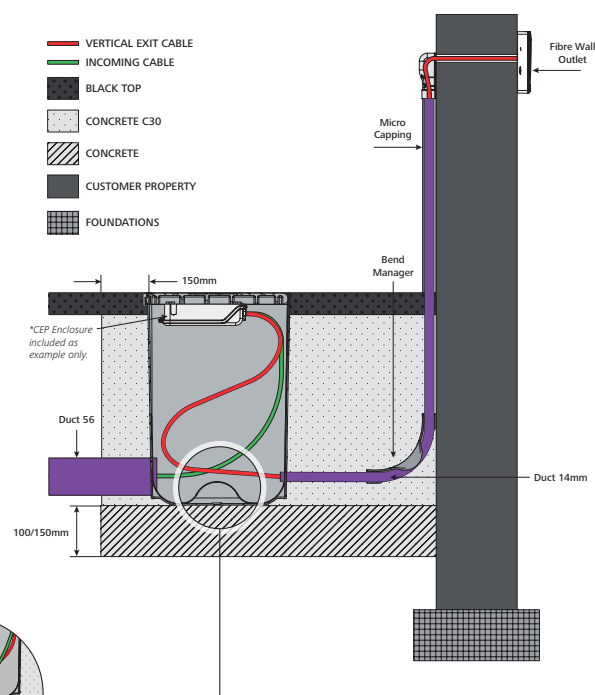
TOBYBOX300
(bottom view).

Application Diagram

New Build Application:



Retrofit Application:



For both applications, the contoured base allows the TOBYBOX300 to rest on top of Duct 56 as per insert.

Associated Products



CEP-BLANK-GY
Customer Entry Point (CEP) Enclosure



CEP-MCAPPING500-GY
Micro capping. Available in 3 colours.



CEP-LEAD-IN-KIT-GY
Lead-in-Kit. Available in 3 colours.